



فصلنامه مدیریت شهری
(ضمیمه لاتین)

Urban management

No.44 Autumn 2016

■ 9 - 26 ■

Received 12 Mar 2015; Accepted 11 Sep 2016

Image of a Neighborhood; a Hesitation on the Role and Impact of Neighborhood Involvement Sense in Promoting Social Participation (Case Study: Kuti Neighborhood of Bushehr)

Pouya Doulabi¹ - *Assistant Professor of School of Architecture and Urban Planning, University of Persian Gulf, Bushehr, Iran.*

Zohreh Shaeri - *Master of Architecture Student, Architecture Group, Islamic Azad University, Bushehr Branch, Iran.*

Mostafa. Eastgaldi - *Ph.D. student of geography and urban planning, Ferdowsi University of Mashhad, Mashhad, Iran.*

Aghdas Hajebzade - *Ph.D. Master of Urban planning, University of East Payam-e noor Tehran, Tehran, Iran.*

Abstract

Participation of people in their cities and neighborhoods has always been emphasized by researchers and experts in order to improve the quality of citizens' life and having efficient urban management. However, it seems that providing participation contexts at local level by citizens needs preparations and substrates that facilitate participation. In the meantime, establishing a neighborhood management plan in order to provide participation contexts at local level by citizens can be considered as a movement in this regard. Accordingly, the purpose of the present research is to evaluate the relationship between neighborhood involvement sense and social participation of citizens. In this regard, Kuti neighborhood of Bushehr, which has valuable activity, physical, and social features, is investigated as a sample. In the present research, the research method is operational based on the purpose and descriptive-analytical and experimental-surveying based on the method. Thus, library studies have been used to explain literature and history of the research subject, and field methods have been used to collect data according to the nature of the research. The data were collected by a questionnaire among 60 residents of the Kuti neighborhood who were over 18 years old. The sampling method, used in this study, was random and SPSS software was used for data analysis. The results of this research indicate that there is a relationship between neighborhood involvement sense and preparation for participation. The correlation between these two variables was in the positive direction. In addition, by increasing the neighborhood involvement sense, the preparation for participation increases.

Key Words: *neighborhood, neighborhood involvement sense, participation, Kuti neighborhood of Bushehr*

1. Corresponding Author; Tel: 88972431, Email: pouya.doulabi@pgu.ac.ir

1- Introduction

Rapid growth of cities and also inefficiency of macro-centered development plans will have Impair the balance and Social and environmental sustainability and creating spatial inequality in some areas, especially in the neighborhood. It means the rapid changes of city in the different areas and lack the ability and existence the necessary capacity for harmonious development created complex problems that instability of neighborhoods and lack of development the neighborhoods is one of the crises which along with it lack of public participation as the original inhabitants of the neighborhood, has provoked to this crisis. In this regard, Mumford (1954) believes that addressing the neighborhood is the only practical way to solve the problems of cities. According to him, the neighborhood and the community have a role of parents in a household that can have a supporting role at every stage of life of a person (Masumi, 2011). Attention to "public participation" in the development process is one of the key and important factors in the neighborhood development (Brownill & Carpenter, 2007: 401). Citizen participation of residents of neighborhoods in neighborhood development plans can be a function of the sense of belonging that residents of neighborhoods have to their neighborhood. The emphasis of this research is on the concept of sense of neighborhood belonging and its importance in the preparation rate for social participation of citizens in the neighborhood level. Despite conducted studies in different contexts and fields, empty space of researches that have effort to study and evaluate the sense of neighborhood belonging and its importance in rate of preparation for community participation in the old context of city is totally obvious. In this regard, the neighborhood of Kuti in Bushehr that had social , physical features and valuable activity was selected to have ability to create a vast network of social and cultural relationships in addition to investigate a sense of neighborhood be-

longing and bring about the fields of active participation among citizens by providing a sense of citizenship belonging. Accordingly, this article tries to assess the rate of sense of neighborhood belonging in the neighborhood of Kuti in Bushehr at first step and then investigates the relationship between the "sense of neighborhood belongs" and "preparation for the social participation". In line with the above goal, the main and general question of research is raised in this way: "what is the relationship between the sense of neighborhood belonging and social participation?" The theory of McMillan and Chaveas in connection with the sense of neighborhood belonging and survey research method and tool of questionnaire were used to answer this question, and analyzes have been presented on the basis of 60 samples. The necessity of conducting research and the importance of addressing the neighborhood and its residents is because of the role that neighborhood plays as the smallest cultural - spatial element of city that people adopt a part of their first social experience of it and through neighborly relationships and neighborliness, social belonging, interests and emotions, common patterns of life and finally achieve specific identity through the privacy that separates it from adjacent spaces. Identity that plays a role in expression of Schulz and Norberg in fidgets of urban life such as strong database in the daily lives of residents (Norberg- Schultz, 2009: 40). Such a process certainly requires realizing this important that there should be a factor understanding of the readiness rate of the residents for participation in affairs of neighborhood, and interest of residents of each neighborhood to their neighborhood and factors influencing on these two social phenomena.

2. Concepts, perspectives and theoretical foundations

2.1. Define and explain the neighborhood

An area with specific characteristics, a location that is supplier of material and spiritual needs of human has been defined in the dictionary

of neighborhood as part of the city. The concept of neighborhood as context or location of resident has historical root, according to a historical definition, various units of the city that have different social classes in themselves have been called a neighborhood with urban areas (with administrative or official boundaries) that cover a range of social groups (Rafieian et al., 2010: 2).

It should be noted; a large variety can be seen as well as like other related concepts with city in definition of neighborhood. This subject is due to the effort of different disciplines in defining this category. The definitions provided by different specialists have aspects of similarities and differences. Most of these specialists have emphasized in their definition on physical and skeletal factors of the neighborhood or on the social and cultural factors; however, this is due to the nature of the neighborhood that has simultaneously social and physical nature (Rabani, 2006: 156). Some people know difficulty of the definition of neighborhood due to be abstract concept of the neighborhood. According to them the neighborhood is an abstract concept that is rooted in the behavior of people not in buildings and streets (Kahrom, 2004: 18). Neighborhood as an urban unit can have different definitions, in addition to numerous definitions of neighborhood from the perspective of different disciplines; the concept of neighborhood has differences from the perspective of western researches with perspective of Iranian researchers. The view of some Western researches at this issue primarily is focused on the marginal tissues and the location of immigrant while the view of Iranians at the concept of neighborhood is mostly to the old tissues in the body of cities. Iranian researchers in the social contexts of neighborhoods do not see necessarily weak or marginal social elements while neighborhoods generally consist of poor and marginalized parts of cities from Western eyes that are often the locations of residence of migrants. Blacks neighborhood

(Harlem) in New York, Puerto Rican neighborhood in Chicago, local Turkish population in Berlin, Chinese neighborhood in cities of Canada are instances of this kind of attitude to the concept of neighborhood. Concepts were also expressed so far by the Iranians from neighborhood had more descriptive aspect and in a few cases had been the product of their case and field studies (Rahnamie et al., 2007: 23). Kevin Lynch sees the neighborhood in the form of the five-element way, node, landmark, neighborhood and edge and provides a clear definition of the neighborhood. He believes that a neighborhood is a relatively large area of the city that has similar and consistent characteristics (Lynch, 1995: 123) So that, the person feels mentally entering into it. Neighborhood consisted of nearby homes in a special geographical space in another definition that is more compatible with the Iranian spirit of the neighborhood and Families feel same as their residential home towards residential neighborhood and see themselves in a familiar and friendly environment like home by entering into it (Shakuie, 2012: 48). Some people know the neighborhood as an urban geographical unit that it is not determined by effects and natural phenomena, but more by the ability to provide certain municipal services (Rahnamaie, 1990: 150). Robert Ayzerapark and Burgess also defined the neighborhood as a social and ecological unit that is programmable (Randolph, 1984: 5). In one hand Keller introduced the neighborhood as location with physical and normal boundaries (Keller, 1968: 89). And Morriss and Hess introduced the neighborhood of community of place and people with common sense in a range of easy movement for people (Morriss and Hess, 1975: 6). But neighborhood in today urbanism has been known more with neighborhood unit design of Clarence Perry in 1926, design that tried to improve the quality of urban life more with specific uses such as a Primary school in the center of neighborhood at the same time with a few shops and play and sport



فصلنامه مدیریت شهری
(ضمیمه لاتین)
Urban Management
No.44 Autumn 2016

grounds in the proper available distance (with the foot) for the entire of neighborhoods and a meeting hall and a religious unit and swimming pool for high-income neighborhoods and a museum and theater for densely populated urban neighborhoods (Vazin 1999: 141-140). But it must be said that our definition of neighborhood in general meaning is the same traditional and old tissues of city that residents of it came together based on commonalities as commonality in language, ethnic, religious, social, trade and craft and form a coherent and homogeneous community.

2.2. Neighborhood belonging

Neighborhood is a concept that is not merely based on physical and visual criteria and not merely on Social criteria but both these criteria are effective in understanding and perception this issue. To the same extent that housing type or physical texture of a part of the city, distinguishes it from other areas, type of communication, social relationships, kind of jobs, kind of language, ethnicity and even, according to Linch (1995), "noise in a part of city" also helps to understand the concept of neighborhood. The size of the social environment, sharing in accommodation and quality of social relationships are considered important elements in defining the neighborhood (Fisher, 1976: 102). In other words, the neighborhood is a natural fact and wherever a group of people live together, neighborhood finds possibility of living (Banerjee & Baer, 1984: 2). Local community is also a collection of human beings that live in one place, area or common area and common features such as religion, occupation, race, ethnicity and so on that link them together. The concept of local community is a network of public communities with identity, interests and common theories in local level "In urbanization writings that provide the fields of knowledge, creating opportunity and mutual supports for mutual interaction" (Barton, 2003: 4). Of course at a local community living together of people does not necessarily mean doing two-way

interactions and communications between them and It is possible that a small interactions exist between neighbors in one location and this nature is mutual "relationships between people which has led to the creation of social networks" and often it is considered as the most important aspect of a neighborhood community. One of the most important elements of the neighborhood, as the structuring regulatory and symbol giving unit is civil and urban society, identity and location belonging. A sense of belonging is a process which increases a sense of responsibility during it and participation is realized followed by that (Nateqhpour, 2004).

2.3. Define and explain the social participation levels

Participation in terms of literally means engaging and lobbying for particular purpose. A lot of discussion has been performed about the term meaning of it, but in general, the main essence of it can be known as involvement, effectiveness and activities.

By accepting this essence, some management experts, have provided the following definition for participation: "participation of intellectual and emotional engagement of persons in group situations that motivates them to help for achieving the goals of the group and participate in responsibility of job" (Tosi, 2001: 54)

Social partnership can be known as organized process that individuals of community consciously, voluntarily and collectively with certain and determined goals in mind, can be defined which leads to sharing in power sources. The growth of this participation is existence the cooperative institutions such as associations, groups of local and non-governmental organizations (Azkia and Ghaffari, 2001: 16-15).

At first stage and perhaps more than any other thing, participation was in the sense of mental and emotional involvement is not limited only to physical efforts. Person involves also in participation and only her / his skills

and abilities or provided equipments by him/her are not involved. This conflict is psychological, not physical. Human that contributes, he/she is involved and no work is involved. If he/she feels that has been contributed in actual form in physical movements, does not meet self-involvement (Tosi, 2001).

The person finds this opportunity in participation that uses his abilities, initiative and creativity to achieve the goals of the group, thus partnership is different with agreement. A person who agrees does not help special in agreement but also only approves what is in front of him/her. Decision maker actually plays main role in the agreement, which tries to force the people to agreement by use of his abilities. But participation is something more than getting the approval of a collector for a decision that has been taken before. The participation is two-way social dealing between people and not the method of forcing the ideas of senior officials. In fact, main role is with Participant in partnership that tries to reveal his abilities (Jamshid Zadeh and Ghafari, 2011).

Participation motivated the people to take responsibility in efforts of their group. In fact, participation is realized when that apathy and irresponsibility replaced by a sense of independence, responsibility and shared fate. Diagram 1 shows the components of Participation.

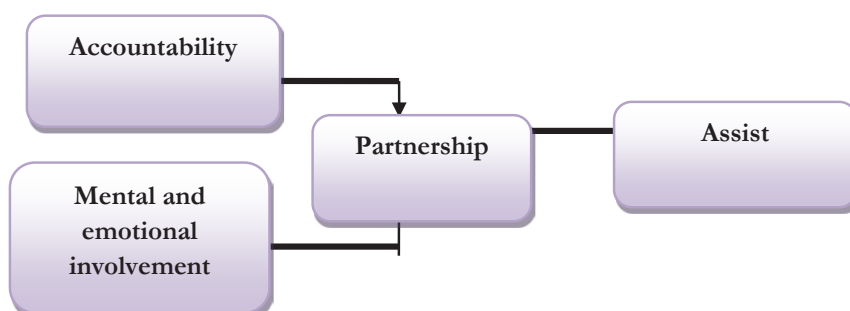
This phenomenon is emphasized on the wide communication between people and their free

interaction according to the principle of the being process the participation. So that link between them is turned from one one-way linear mode or even two-ways in one multi ways network mode that all members of organization are known of one larger group in membership way and exchange the thought and experience. According to what was in the definition of participation, it is clear that realization of participation requires the provision of some prerequisites. Some of these prerequisites are places in participants and others in the surrounded environment. These prerequisites determine the realization and effective of participation and define its level (Jamshidzadeh and Ghaffari, 2011: 20-19). In diagram 2, the main prerequisites have been examined with regard to the definition of Participation. Social participation is affected by different factors at different levels which can be distinguished from each other in practical terms:

A) Participation can be defined in one or more groups that according to the form, nature, severity and frequency of individual calls with group.

B) Participation of the sense of belonging with activity to a set of tasks from a broader view and with regard to the whole of society and different parts of the organization (Birou, 1991: 258).

Participation means have a stake in something and take the profit of it or participate in the group and so cooperate with it. Therefore, from the perspective of sociology, should be



▲ Diagram 1. Components of the partnership, Source: The authors, based on various sources

distinguished between participation as state or status (the order of participate) and participation as an act and commitment (participation operation). Participation in the first sense alerts of belonging in a particular group and have share in its existence and in the second sense alerts of active participation in group social and notices to the social conducted activities (Birou, 1991). In Figure 3, the various dimensions of social participation of perspective of experts and scholars have been investigated.

Perspectives of experts

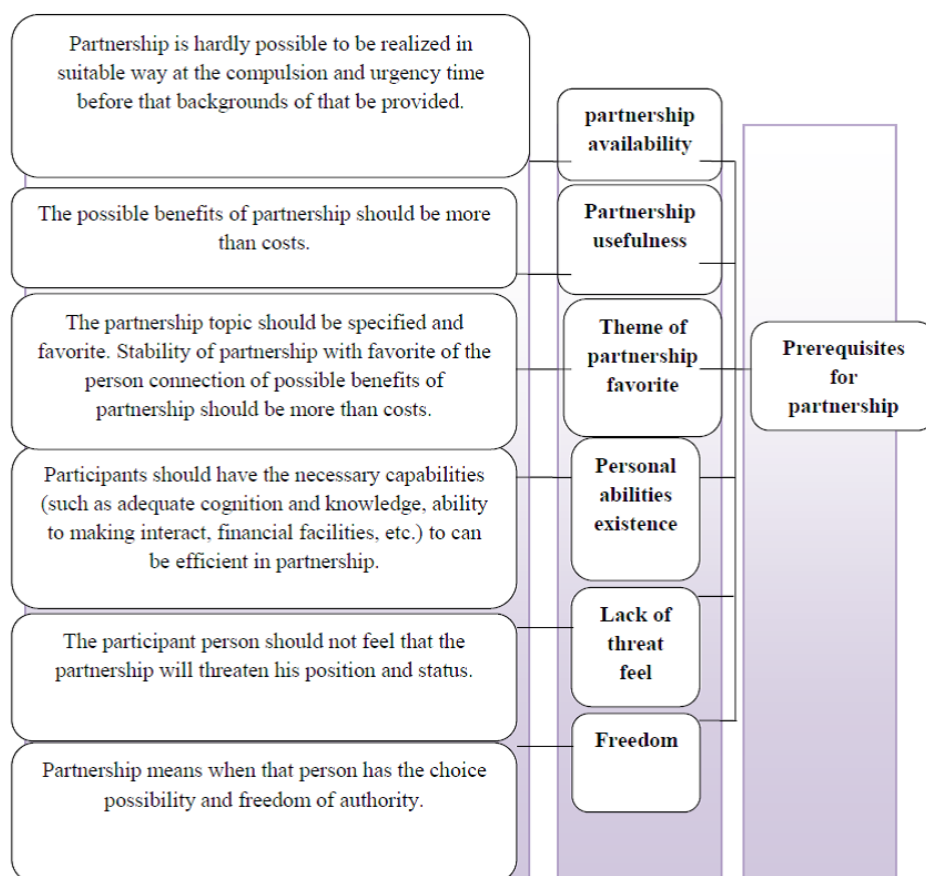
2.3.1. Participation of citizens in managing the affairs of neighborhoods

Participation is one of the requirements of urban life and it is realized at time that people who live in city changes their modes from the person who merely live in a place that is

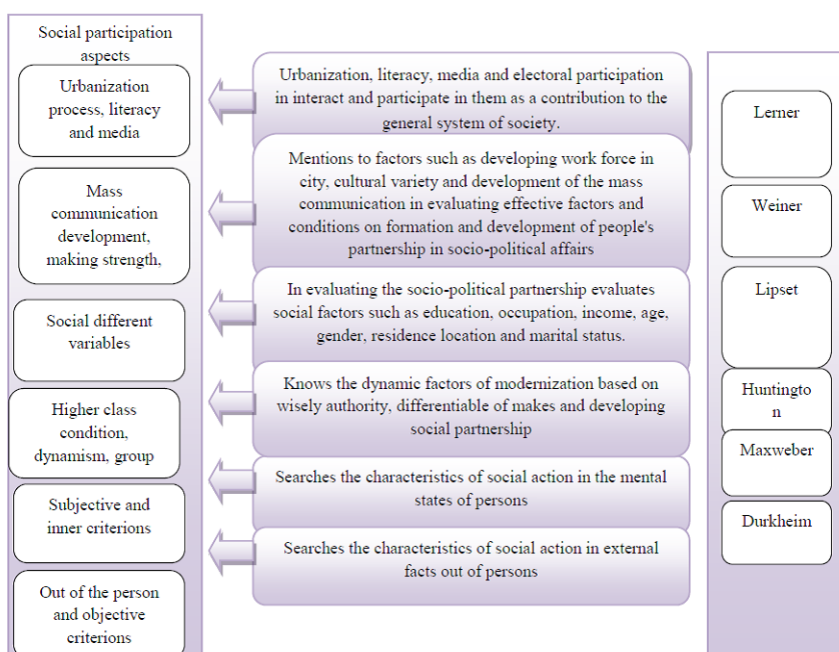
called city and become "citizen" (Alavi Tabar, 2001).

Urban Participation is influenced by various factors that must be considered in adopting a partnership approach and urban planning. Among these factors can be noted to the intention of the participants, their motivation to participate, and participants' expectations of the results and rewards of participation and finally possibilities and conditions for urban participation. Set of these factors and other factors that can be existed are effective in the forming the urban participation and its nature.

Participation of citizens of residents in the neighborhood is a function of the sense of belong that neighborhood residents have to their neighborhood. This Participation is already subject to identify, recognize and



▲ Diagram 2. Prerequisites of participation; Source: authors (according to Jamshid Zadeh and Ghafari, 2011: 20)



▲ Diagram 3. Different dimensions of Social Participation from the perspective of experts;
Source: authors based on various sources.

strengthen the structure of the neighborhood as a social independent unit. The realization of this requires a thorough understanding of the readiness rate of residents of each neighborhood to participate in affairs of neighborhood, the rate of belonging and the interest of residents of each neighborhood to their neighborhood, and factors affecting on these two social phenomena.

Factors that are likely effective on the formation and the rate of sense of neighborhood belonging are indivisible in two major parts of efficiency of neighborhood means the rate of use of individual from their neighborhood facilities and identify the neighborhood means the consciousness rate of the person of past, geography environments and neighborhood institutions. Macmillan and Chaveas pattern has been used about the sense of neighborhood belonging in order to investigate the relationship between a sense of neighborhood belonging and social participation in the neighborhood in the present research. McMillan (1995) has introduced a sense of neighborhood belonging “a spirit of belonging in

each other, a sense of existence of trusted power structure in the neighborhood, encompassing awareness, bidirectional benefit that comes from being together and interaction that forms of removing the common experiences” (Zomorodian, 2012: 80).

The importance of factors of sense of neighborhood belonging on neighborhood participation processes can be investigated from their opinion. The four components are: 1. membership sense, 2. effectiveness, and 3. meeting needs 4. emotional attachments. These four components and their relationships with neighborhood participation are defined as follows.

- Membership sense, in the first step if a person has a sense of membership and affiliation with neighborhood community and fate and evaluates and understands his/her living conditions in the range of neighborhood where is its membership will have the possibility of more participation in collective actions of neighborhood. This membership can be simply known as the feeling of oneness, homogeneity and acceptance from the neigh-

neighborhood, which means that how much a person believes that he/she has been accepted by the other members of the neighborhood. For this reason, usually timid people living in the neighborhood are less willing to participate. In contrast of timid people, those people who have strong sense of membership possibly will have more a sense of responsibility and neighborhood participation (McMillan. & Chavis, 1986: 4).

- Effectiveness, in particular if people feel more influence and effectiveness on their neighborhood and their interaction and the costs and time spent on participation in the works of neighborhood, effectively assess, the possibility of accompanying their action dramatically will be increased in plans and programs that have been offered to their neighborhood development (ibid: 6).

- The realization the needs, the component of realization the needs has emphasis on satisfying the real needs of members of neighborhood as a third component of sense of neighborhood belonging. In fact, the component of realization the needs when improved that physical and social structure of neighborhood is capable to satisfy the primary and secondary needs of its residents. The effects of component of the realizing the needs on the neighborhood participating can be explained in this way that when members of neighborhood clearly come to the conclusion that a part of the needs of their neighborhood is accessible

in the neighborhood, make them more likely to provide them from the neighborhood. This issue raises a part of social communications and gradually strengthens. Strengthen the social communications has the field of incidence and development of participatory processes (ibid: 7).

- Emotional ties, emotional ties may be the most emotional and psychological component of the four components of a sense of neighborhood belonging. Emotional ties that bind the individual to the neighborhood community and his/her surroundings, and this connection and unity give meaning to his/her actions. In fact, a option of emotional ties in the simplest possible form states that if a person likes his/her neighborhood in emotional terms where lives in it, the possibility of more preparation to Participation will be increased in the works of neighborhood (ibid: 8).

3. Research Methodology

Since that the present research seeks to investigate the relationship between the sense of neighborhood belonging and social participation of citizens of the neighborhood of Kuti, so it is applied research in terms of purpose, and is survey based on nature of analytical -descriptive research. The combined method has been used for collecting information, means the combination of library and field methods. So that, library studies has been used for theoretical studies about extracting components creating a sense of neighborhood belonging

Sex	man	female
Age groups	number	number
18 to 29 years	7	5
30 to 39 years	4	7
40 to 49 years	8	8
50 to 59 years	4	6
60 to 69 years	4	4
70 years and up	3	0
Total	30	30

▲ Table 1. Determine the number of samples in each age group in terms of gender, source: authors

and social participation and survey methods including a questionnaire have been used to evaluate their situation in the neighborhood of Kuti. The statistical population of research includes all citizens over 18 year's old living in the neighborhood of Kuti in Bushehr. The used sampling method had been random. 60 people (30 females and 30 males) have been considered as statistical population of research. Thus, at any stage 60 residents above 18 years were selected based on gender and age groups. Table 1 shows sample size of each age group in terms of gender.

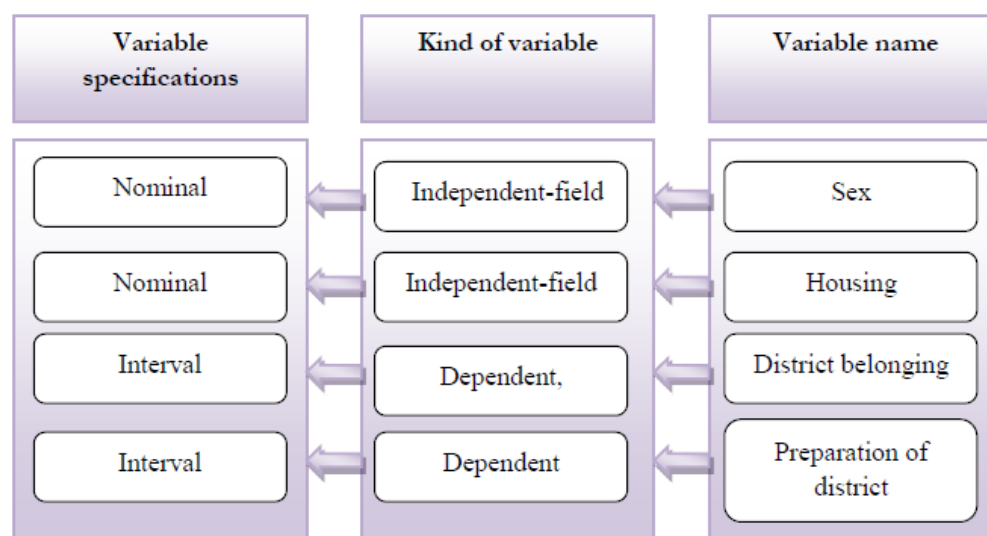
Questionnaire has been consisted of five main parts in order to investigate the relationship between the sense of neighborhood belonging and social participation, of residents of neighborhood of Kuti. Its first part has been raised consisting of five questions to measure social status of residents of the neighborhood of Kuti. The second part has been designed in the form of three questions in order to assess the economic situation of citizens. The third part that assesses a sense of neighborhood belonging that includes four components of membership, realizing the needs, effectiveness and affection attachments at any of the 12 questions from the perspective of citizens. So 12 questions will be measured with an ordinal scale and at a Likert range format (from I totally disagree to I totally agree) by the respondents and to assess sense of neighborhood belonging in the neighborhood of Kuti. Fourth Part ; is assessed the effective factors on the sense of neighborhood belonging that includes two components, productivity and cognitive levels of citizens of neighborhood , In the form of six questions with a ordinal scale and at a Likert range format (from never to always). The fifth part is also assessed pre-

paring for the participation of three questions that has been made in order to prepare for optional participation, institutionalized and collective. All three questions have the answers to five option questions of Likert range scale (from not at all to totally). Cronbach's alpha coefficient was calculated for variables sense of neighborhood belonging and preparation to participate after completing the questionnaire and insert them in SPSS software, and the mentioned coefficient was calculated for the variable of sense of neighborhood belonging (0.834) and preparation for participation (0.80) based on that. That according to the opinion of Openham, reliability coefficient of the above validity is acceptable. (See Table 2) Face validity method has been used to validate the questionnaire. Thus the questionnaire has been given to 10 experts to validate the questionnaire in terms of their opinions. Based on theory of Chaveas and Macmillan, based on the relationship between the sense of neighborhood belonging and social participation, and previous empirical researches, but two important social variables of preparation for participation and a sense of neighborhood belonging field variables including housing ownership status and gender of respondents also will be discussed in leading research. Diagram 4, has been briefly shown the number and type of these variables.

In the present research, variable of preparation for Participation has been considered as the dependent variable that is influenced by other three variables means productivity of neighborhood (resident ownership status), recognition of neighborhood (gender of respondents) and the sense of neighborhood belonging. A sense of neighborhood belonging also has been considered as mediating of

variable	Item number	Cronbach's alpha amount
District belonging feeling	12	0.834
Preparation for partnership	3	0.80

▲ Table 2. The validity rate of research variables, Source: authors



▲ Diagram 4. Types and characteristics of research variables, source: authors based on various sources

two foregoing variables and preparation to participate. Diagram 5 shows the conceptual model.

4. Studied scope of research

Neighborhood of Kuti that is located in the western part of the old tissue of Bushehr consists of an area of 5.16 hectares, 40% of old tissue. This neighborhood is enclosed from the East to the neighborhoods of Behbahani, Shanbadi and Inghelab street, from the west and north to the Persian Gulf street and coastal strip and from sought to the Lian side walk and in total has more share of coastal strip and coast of Persian Gulf than other neighborhoods.

5. Research findings

5.1. Description the Sample Size

Statistical population includes 60 cases of citizens over 18 years living in the neighborhood of Kuti in Bushehr in present research. Social researches especially when are conducted in the survey-based method, are good and accurate sampling to develop the being representative the research cases.

What at first and before starts the explaining the hypotheses must be considered is description the sample size. The social situation of respondents according to gender, age, education rate and housing ownership status will be discussed in continue

Gender: The obtained results of Table 3 shows that 50 percent of respondents were female and 50% were male.

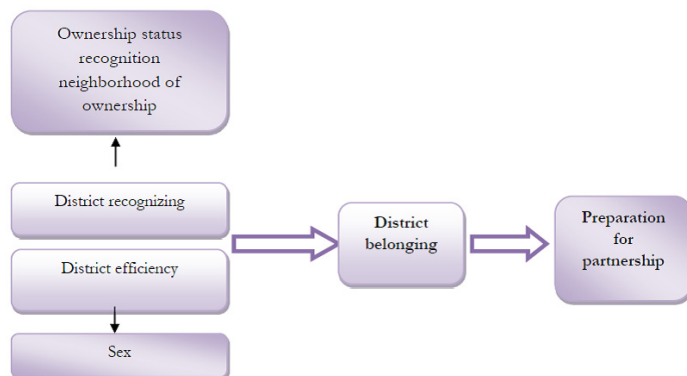
Age of respondents: Obtained results from Table 4 show that among 60 people respondents 28.5% were adult, 51.9% were middle aged and 19.6% were young people.

Education level of respondents: The obtained results of Table 5 shows that among 60 respondents; 10% of them were illiterate, 1.7% primary school, 1.7% fifth grade in primary school, 26.7% third grade in guidance school, 36.7% were diploma, 1.7%, sophomore in university, 1.7% A third year in university, 18.3% have been a bachelor and 1.7% had master's degree.

Housing situation: the obtained results of Table 6 shows that 40% of respondents rented their home and 55 percent had their own homes and 5 percent of the residents had organizational home.

5.2. Describe the research variables

Sense of neighborhood belonging: As mentioned earlier sense of neighborhood belonging is affected by the components of meeting the needs, membership, effectiveness and emotional ties. In this regard four sided have been investigated separately in order to investigate the index of neighborhood belonging. (See Table 7)



▲ Diagram 5. The conceptual framework model of research, source: authors based on research findings



▲ Figure 1. Location of Kuti neighborhood in the historical tissue of Bushehr, Source: authors.

Frequency	woman	man	total
number	30	30	60
percent	50	50	100

▲ Table 3. Frequency distribution of gender, source: authors

Frequency	Adult (55 years and up)	middle-aged (30 to 54 years)	Young (less than 29 years)	total
number	17	31	12	60
percent	28.5	51.9	19.6	100

▲ Table 4. Frequency distribution of age of respondents Source: authors

Fre- quency	il- liter- ate	Third grade primary	fifth	Cycle	Diplo- ma	Second of university	Third of university	Bachelor	MA	total
num- ber	6	1	1	16	22	1	1	11	1	60
percent	10%	1.7	1.7	26.7	36.7	1.7	1.7	18.3	1.7	100%

▲ Table 5. Frequency distribution of respondents' level of education, Source: authors

Frequency	Rental and mortgage	Private	Organiza- tional	Total
number	24	33	3	60
percent	40	55	5	100

▲ Table 6. The distribution of respondents in terms of housing situation, Source: authors

Axis	Question	Completely disagree		Disagree		Partially		Completely agree	
		number	percent	number	percent	number	percent	number	percent
Meet the needs	Our district is a good place for life.	7	11.7	17	28.3	28	46.7	8	13.3
	District people have consultation and consensus together about district problems.	7	11.7	13	21.7	35	58.3	5	8.3
	My basic needs exist in the district there and provide.	11	18.3	23	38.3	18	30	8	13.3
Member- ship	I know district residents.	-	-	6	10	43	71.7	11	18.3
	I think I am at my home when I'm in the district.	8	13.3	26	43.3	25	41.7	7	11.7
	A large number of people in district know me.	-	-	16	26.7	35	58.3	9	15
Effective- ness	It is important to me that district people what think about my works	4	6.7	13	21.7	31	51.7	12	20
	I can be effective on the condition and the environment.	7	11.7	26	43.3	23	38.3	4	6.7
	People can solve district problems.	5	8.3	12	20	36	60	7	11.7
Emotion- al bonds	I love living in this district.	10	16.7	5	8.3	37	61.7	8	13.3
	I am continuing a long time to residence in the district	12	20	8	13.3	22	36.7	18	30
	People are interested in helping to their neighborhood.	-	-	13	21.7	25	41.7	22	36.7

▲ Table 7. Frequency distribution of dimensions of neighborhood belonging, source: authors

Items of four considered components were added to in order to investigate the neighborhood belonging rate of residents of Kuti neighborhood to be obtained the range of each one separately. Table 8 shows the frequency distribution of neighborhood belonging in the neighborhood of Kuti.

The obtained results of Table 8 show that among 60 respondents, 46.7 percent, on average, 10 percent as high and 30 percent as too low provide their needs from the neighborhood, 56.7% on average, 11.7 percent as high, 26.7 percent as low know neighborhood like

their home and know the people of neighborhood, 50 percent on average, 13.3 percent as high, 28.3 percent as low level believe that people can solve problems of their neighborhood and be effective on the conditions of neighborhood and finally 45 percent on average, 26.7 percent as high and 16.7 percent as low level have had emotional ties to their neighborhood.

Preparation for participation: Three questions that are measured in order the preparation for optional, institutionalized and collective participation have been used in order to

Aspects	Frequency	Completely disagree	Disagree	Partly	Completely agree	Total
Meet needs	Number	8	18	27	7	60
	Percent	13.3	30	46.7	10	100
membership	Number	3	16	34	7	60
	Percent	5	26.7	56.7	11.7	100
effectiveness	Number	5	17	30	8	60
	Percent	8.3	28.3	50	13.3	100
Emotional bonds	Number	7	10	27	16	60
	Percent	11.7	16.7	45	26.7	100

▲ Table 8. Frequency distribution the neighborhood belonging, Source: authors

Question	Never		Low		Middle		A lot		completely	
	Num-ber	Percent	Num-ber	Percent	Num-ber	Percent	Num-ber	Percent	Num-ber	Percent
I am ready to spend my time voluntary to improve my district condition.	12	20	13	21.7	25	41.7	9	15	1	1.7
I am ready to cooperate with district institutions like the district house and district centers.	12	20	19	31.7	16	26.7	13	21.7	-	-
I think should work with other's cooperation and work collectively to have a better district.	1	1.7	1	1.7	9	15	34	56.7	15	25

▲ Table 9. Frequency distribution of dimensions of neighborhood participation, Source: authors

measure the variable of preparation for the participation (See Table 9).

Three items are added together and considered index to be obtained in continue In order to achieve to the preparation index for participation. Table 10 shows the frequency distribution of neighborhood participation.

The obtained results of Table 10 show that 28.3 percent of respondents' participation is at an intermediate level, 31.7 percent at a high

level, and 18.3 percent at the low level.

5.3. Data analysis

Research hypotheses will be discussed according to the research findings that have been obtained of results of the questionnaire in this section.

Hypothesis 1: It seems that there is significant difference between two gender groups of respondents and their rate of social participation.

Frequency	Never	Low	Middle	A lot	Completely	Total
Number	8	11	17	19	5	60
Percent	13.3	18.3	28.3	31.7	8.3	100

▲ Table 10. Frequency distribution of preparations for participation Source: authors

T test for equality average						Levine test for equality of variances		
95% confidence level	Standard error difference	Average difference	Sig. (2-tailed)	Freedom degree	t	Significance level	F	
up	down							
1.16083	.59472	.14141	.87778	.000	58	6.207	.567	Equal variances assumed social participation
1.16126	.59429	.14141	.87778	.000	54.135	6.207	.322	Equal variances not assumed

▲ Table 11. Independent t test for gender variables and social participation, Source: authors

					Social partnership
Significance level	F	mean square	Freedom degree	Sum of squares	
.607	.503	.251	2	.503	Between groups
		.499	57	28.451	In the groups
			59	28.954	total

▲ Table 12. ANOVA test results between the rate of preparation to participate and the type of housing ownership, Source: authors

One-sample t test was used in order to investigate the relationship between gender and the rate of social participation of respondents and the results are as follows. There is significant difference between gender groups of male and female and the rate of social participation with 95 percent of confidence coefficient as it is seen in Table 11 in the studied population, groups of male and female. So considered hypothesis is approved in this study.

Second hypothesis: It seems that there is a significant relationship between the type of housing and the rate of social participation of respondents.

ANOVA technique was used in order to investigate the relationship between two variables of preparation for participation and kind of home ownership of respondents. The

results show that there is a significant relationship between housing situation and the rate of social participation in the studied population. So the considered hypothesis is approved in this study (See Table 12).

Third hypothesis: It seems that there is a significant relationship between the variable of neighborhood belonging and preparing for participation of citizens.

Regression test was used to investigate the relationship between variable of sense of neighborhood belonging and preparation to participate the citizens and results are as follows. The obtained results of Table 13 show that the intensity of the relationship of the independent variable (neighborhood belonging) to dependent (social partnership) and the rate of correlation between these mentioned

Estimated standard error	Adjusted correlation coefficient square	correlation coefficient square	correlation coefficient
0.64345	0.156	0.171	a413

▲ Table 13. The relationship between preparation for participation and a sense of neighborhood belonging, source: authors

Significance level	F	mean square	Freedom degree	Sum of squares	
.001 a	11.932	4.940 .414	1 58 59	4.940 24.13 28.954	Regression Remaining Total

▲ Table 14. Results of ANOVA analyze for investigate the relationship between preparation for participation and a sense of neighborhood belonging, source: authors

variables is estimated 41/0 and at an average level. The coefficient of determination indicates that 15/0 percent of changes of variable of the rate of social participation in the neighborhood of Kuti are explained by the neighborhood belonging (See Table 13).

The obtained results of Table 14 show that the level of significance ($\text{sig} = 0.001$) is smaller than 0.05 and can be said that the regression model has appropriate fitness and independent variable (neighborhood belonging) enables to explain the dependent variable (participation) and the third hypothesis is approved that social participation of residents in the neighborhood of Kuti has relationship with their attachment to the neighborhood (See table 14).

Simple regression was used to predict the variable of attracting the maximum participation of citizens of the sense of neighborhood

belonging. The significant level of variable of neighborhood belonging ($\text{sig} = 0.001$) is smaller than 0.5 as it is seen in Table 15. It Can be said that belonging variable to the neighborhood of Kuti has significant effect on variable of social participation and according to the coefficient β that regression coefficient has been standardized. The effect rate of the independent variable on the dependent is interpreted and shows for one standard deviation increase in neighborhood belonging 0.413 deviation causes increase in social participation. So there is a direct and positive relationship between variables and social participation of the residents increases by increasing the sense of belonging to the neighborhood of Kuti in this neighborhood.

6. Conclusion

This research based on survey and by using field data tried to measure the relationship

مدیریت شهری

فصلنامه مدیریت شهری
(ضمیمه لاتین)
Urban Management
No.44 Autumn 2016

■ 23 ■

Significance level	t	Standardized coefficients	Not standardized coefficients		independent variable
		Beta	estimation error	B	
0.028	2.257		0.534	1.205	Constant amount
0.001	3.454	0.431	0.191	0.659	District belonging

▲ Table 15. The rate of coefficient of the independent variables in terms of standard and non-standard values, to predict the maximum participation of citizens by using simple regression Source: authors

between the sense of belonging and preparation for participation. The most prominent importance of this subject according to the researchers, is the plan of concept of a sense of neighborhood belonging that can have Important contribution in the organization, discipline and giving the character to the context of neighborhoods that have had human and serious social damages and problems. In fact this research tried to induce the importance and the role of neighborhood belonging sense and increasing its quality in neighborhoods of historical context by investigate and identify confounding effective factors in sense of identity. It seems that this importance is due to the role that the sense of neighborhood belonging and its components have in the acceleration and strengthening the citizens' participation sense in urban contexts in citizens. So, 60 people from citizens over 18 years living in the neighborhood of Kuti were selected as sample considering the type of subject and the issue of research. Data were analyzed after determining the sample size and complete the questionnaire. Measures taken in this regard, stating that:

There is not significant relationship between gender variable and preparation for participation. And there is a positive and significant relationship between housing situation and neighborhood belonging sense and preparation for participation in neighborhood and it shows that social participation in neighborhood is a function of belonging sense to the neighborhood.

In other words, a sense of neighborhood belonging to the participation has a direct impact on the participation of members of neighborhood in voluntary activities and membership in local institutions and facilitates the Participation process in the neighborhood.

The present research confirms the results of work of Mofarah (2010) Varesi Et al. (2010), unlike the present paper, a sense of neighborhood belonging had been significant in the first research and the duration of residence

and location belonging had been significant in second study in these two researches. The research results also confirm the results of the research of Ebrahimi (2013) Rahnama and Razavi (2012) and Wilkinson (2007) as well.

References

1. Ebrahimi, N. (2013) *assessment sense of place and its role in community involvement in neighborhoods of Tehran Case Study: Neighborhood Zainabiyya (District 13), Tehran Municipality, Department of Social and Cultural Affairs Department of Social and Cultural Studies.*
2. Azkia, Mostafa, Ghaffari, G. (2005) *sociological development, the publication of the Universe*
3. Biroo, Allen (1991) *culture of social sciences, B sarookhani, publishing universe.*
4. Jamshidzadeh, Ebrahim, Ghaffari, E. (2011) *Public participation and Urban Affairs (check the obstacles, problems and development strategies of public participation), Society and Culture*
5. Rabbani, R. (2006) *Sociology, Isfahan University Press.*
6. Rahnamai, MT (1990) *series of methods and Urban Development (Geography), first edition, the Department of Housing and Urban Development and Research Center of Urban Development and Architecture.*
7. Rahnamai, MT, Farbudi, Rahmatollah, Ghali-baf, MB and Halimeh Khatoon hadipoor (2007) *Structural and functional evolution of neighborhoods in cities, Geography (Journal of Geographical An-chmn Iran), numbers 12 and 13.*
8. Rahnama, Mohammad Rahim, Razavi, MH (2012) *Effects of Social Capital's sense of belonging and participation in the city of Mashhad, Journal of Fine Arts, Architecture, Number 50*
9. Rafiyan, M, Khorramgah, Shiva and Ali Es-maeili (2010) *urban regeneration and urban tradi-tional neighborhood development approach (TNA), Renovation Organization of Tehran, No. 00 802.*
10. Zomorodian, AJ (2012) *The importance of ad-dressing the issue of collective sense of neighborhood development plans and research, Journal of Urban Development Notes, Issue 39 and 40.*
11. Shakuie, H., 2012, *the social geography of cities, Fourth Edition, published by SID.*

12. Gray, M. (2001) *The phenomenon of urban management, publishing gimmick.*
13. Alabitar, A. (2001) *model of citizen participation in city affairs, published by municipalities*
13. Kabrom, Esmail (2004) *recreating traditional Persian gardens with the participation of the people of the neighborhood, Special Edition Applied Scientific Conference of locations, the prospect of sustainable development Tehran, No. 3 (heritage sites).*
14. Lynch, Kevin (1995) *face of the city*, Tebran University Press.
15. Masumi, S., (2011) *Development of Tebran metropolitan areas in order to stabilize, Society and Culture*
16. Mofarah, F. (2010) *the role of community participation in promoting a sense of identity and social belonging of citizens in the neighborhood, conference and association of citizens*
17. Nateqpoor, MJ (2004) *Development and association with an emphasis on the role of Islamic Councils, the growth of Social Studies, Issue 25, pp. 32-28*
18. Nurberg-Schultz, Christian (2009) *spirit of the place: the phenomenology of architecture*, Mohammad Reza Shiraazi, a new event, Tebran.
19. Warsi, HR, weaver, Mabdi and Mohammad Zadeh (2010) *Analysis of components of urban identity and its relationship with the inhabitants of place in the new urban planning Azad University, Issue 2.*
20. Vazin, G. (1999) *urban regeneration, urban planning techniques, planning and urban design series of printing, publishing glow.*
21. Barton, Hugh (2003) *Shaping Neighborhoods: A Guide for Health, Sustainability and Vitality*, Spon Press
22. Banerjee, T. & Baer, W.C (1984) *Beyond the Neighborhood Unit: residential environment and public policy*. New York: Plenum Press
23. Browne, M & Cudeck, R (1993) *Alternative Ways of assessing model fit*. K. Bollen. In *Testing structural equation models*, Newbury Park, CA, sage publication, pp136-162
24. Fisher, Claude (1976) *the Urban Experience*, Colombia University
25. Keller, S (1968) *the Urban Neighborhood*, New York, Random House, U.S.A.
26. Randolph, T. Hester, Jr (1984) *Planning Neighborhood Space with People*, University of California, U.S.A, Second Edition
27. McMillan D. & Chavis D (1986) *Sense of Community: A Definition and Theory*, *Journal of Community Psychology*, 14.
28. Morris, D. and Hess, K (1975) *Neighborhood Power*, Boston. MA: Beacon Press. U.S.A.
29. Wilkinson, Deanna L. (2007) *Local Social Ties and Willingness to Intervene Textured Views Among Violent Urban Youth of Neighborhood Social Control Dynamics and Situations - Justice Quarterly - Volume 24.*



فصلنامه مدیریت شهری
(ضمیمه لاتین)
Urban Management
No.44 Autumn 2016